

Jiggs
pBone®

Learn to play the pBONE

by Matt Kingston & Steve Legge





THIS BOOK BELONGS TO



(and one day soon, I will be a Music Marvel)



WRITTEN BY MATT KINGSTON & STEVE LEGGE

© 2015 WARWICK MUSIC LTD

www.PBONE.co.uk

GETTING READY...

Are you standing or sitting correctly?


Relax your shoulders and take a **DEEP BREATH**.



Purse your lips as if you were humming.

Now tighten your lip muscles.

Can you make a **BUZZING** noise?



Let's practise your breath control.

Hold a small piece of paper against a wall and see if you can keep it there just using your breath!



Try these exercises every day before you play your instrument

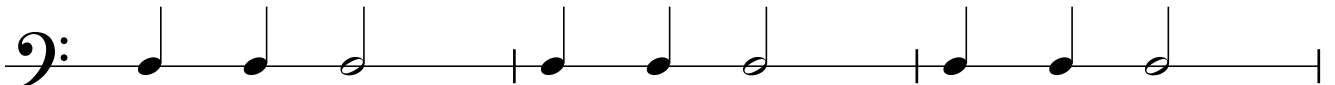


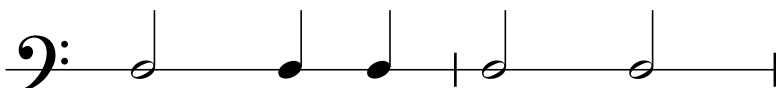
OK, LET'S GO!



CLAP THE RHYTHM


STOMP the beat
CLAP the rhythm
COUNT out loud

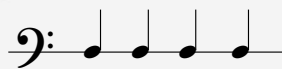

Here we go! Here we go! Here we go!


Why are we wait - ing?



Can you work out this rhythm?


Twin - kle twin - kle lit - tle star



CROTCHETS are worth beats



MINIMS are worth beats




PLAY MY FIRST RHYTHM

B^b

1st position
(or closed position)

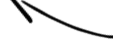
end of slide is all the way in



1. 

Old Mac - Don - ald had a farm

2. 

Sau - sa - ges and Mash 

New note!
This is a SEMIBREVE.

How many beats is it worth?

3. 

Jin - gle Bells, Jin - gle Bells

Think about the different lengths of notes.




PLAY MY FIRST RHYTHM



6th position

end of slide is just before the brass stockings



1.

Good King Wen - ces - las looked out

2.

Mac - a - ro - ni cheese

3.

This old man, he played one

How many beats are there in each bar?



PLAY MY FIRST RHYTHM

D

4th position

end of slide is just past the bell



1. A musical staff with a bass clef. The first measure contains four quarter notes on the lines G, A, B, and C. The second measure contains two quarter notes on G and A, followed by a half note on B.

Twin - kle Twin - kle Lit - tle Star

2. A musical staff with a bass clef. The first measure contains four quarter notes on the lines G, A, B, and C. The second measure contains a half note on G.

Steak and kid - ney pie

3. A musical staff with a bass clef. The first measure contains a quarter note on G, a quarter note on A, and a half note on B. The second measure contains a quarter note on G, a quarter note on A, and a half note on B.

I like cheese! Lots of cheese!


Can you describe what the note D looks like on the staff?



MY FIRST TUNES

Let's use the notes and rhythms we've learned to play our first tunes!

Feeling Down, Feeling Blue



Feel-ing down Feel-ing blue Feel-ing down and blue

Bangers & Mash



I like sau - sa - ges, I like mash!

BEFORE YOU START...

- Can you hear the **RHYTHMS** in your head?
- Can you name the **NOTES** you'll be playing?
- Are you sitting or standing correctly?



Backing Tracks

Play along at www.musicmarvelsclub.com/pbone



MY FIRST TUNES

Let's use the notes and rhythms we've learned to play our first tunes!

Feeling Down, Feeling Blue

Musical notation for the song 'Feeling Down, Feeling Blue'. It is written on a single bass clef staff in 4/4 time. The melody consists of the following notes: G2 (quarter), A2 (quarter), B2 (quarter), G2 (quarter), A2 (quarter), B2 (quarter), C3 (quarter), B2 (quarter), A2 (quarter), G2 (quarter), F2 (half). The lyrics are: 'Feel-ing down Feel-ing blue Feel-ing down and blue'.

Bangers & Mash

Musical notation for the song 'Bangers & Mash'. It is written on a single bass clef staff in 4/4 time. The melody consists of the following notes: G2 (quarter), A2 (quarter), B2 (quarter), G2 (quarter), A2 (quarter), B2 (quarter), C3 (quarter), B2 (quarter), A2 (quarter), G2 (quarter), F2 (half). The lyrics are: 'I like sau - sa - ges, I like mash!'.

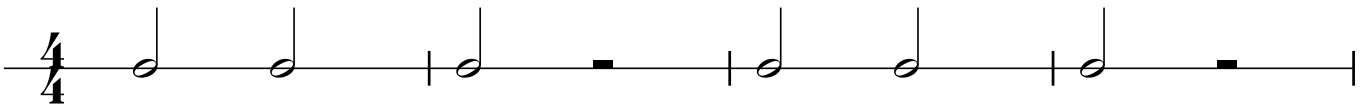
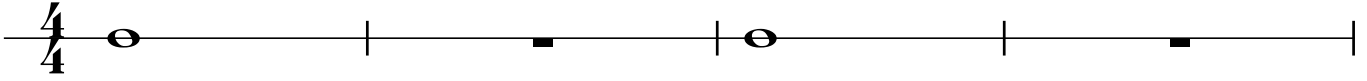


Backing Tracks

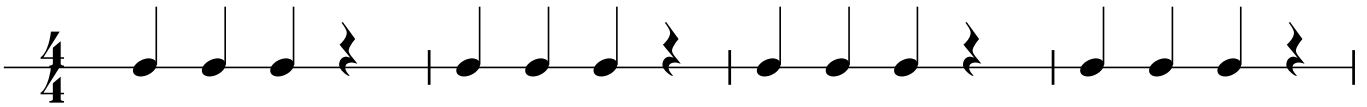
Play along at www.musicmarvelsclub.com/pbone

RHYTHM ROOM

STOMP the beat
 CLAP the rhythm
 COUNT out loud
 Can you do all 3 together?!




Clap Clap Clap Hands on Head!



CROTCHET rests -
 how many beats?



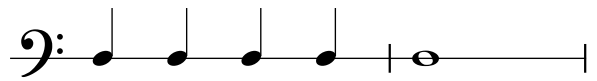
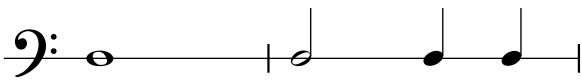
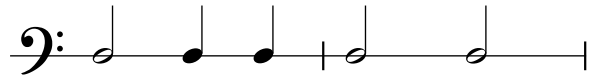
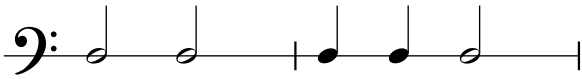
MIMIM rest -
 how many beats?



a BAR rest -
 how many beats?

NOTE PERFECT

PLAY these rhythms on each of the notes you've learned so far. Can you NAME EACH NOTE before you play it?



Can you MATCH THE WORDS to their meanings?

RHYTHM

The SPEED of the music

TEMPO

BEAT


The PATTERN of notes in a phrase

The regular PULSE of the music

TONE BUILDER

Play these **LONG NOTES** every day.
Play each note for as long as you can to develop your **TONE**.

What does this symbol mean?



My long note times

Date	Note length

See how long you can hold a note.

Get a friend or teacher to time you.


Listen to your sound - how can you improve your tone?



NEW TUNES


Let's use the notes and rhythms we've learned to play some new tunes!

Wake Up!



Wake up! Yawn and stretch get out of bed

Play the Blues



I have got the blues. I've got the blues.

Over to YOU!

Using the same backing tracks, try improvising your own tunes using the notes Bb, C and D

BEFORE YOU START...

- Can you hear the RHYTHMS in your head?
- Can you name the NOTES you'll be playing?
- How is your TONE developing?



Backing Tracks

Play along at www.musicmarvelsclub.com/pbone

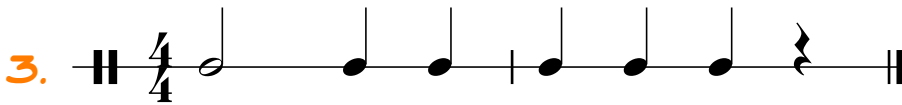
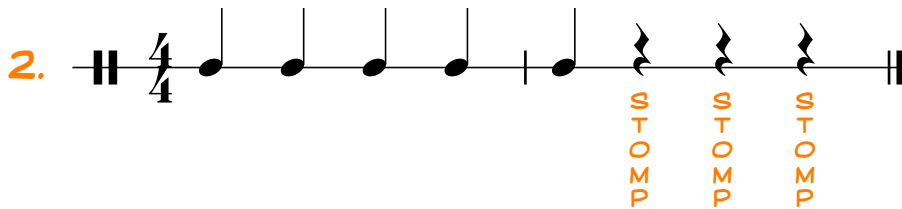
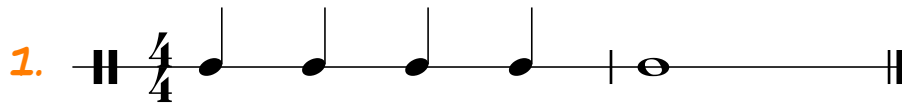


PLAYING IN THE BAND

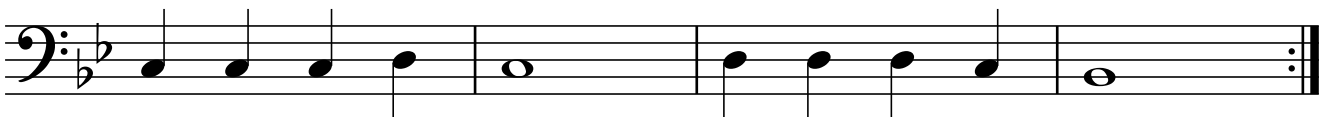

You can play these tunes with a backing track, or in a group with your friends.

Warming Up

Let's start by clapping, singing and playing these rhythms



Rock Steady



Backing Tracks

Play along at www.musicmarvelsclub.com/pbone

PLAYING IN THE BAND

You can play these tunes with a backing track, or in a group with your friends.

Heavy Metal

Two staves of musical notation in bass clef, 4/4 time. The first staff contains a sequence of notes and rests. The second staff continues the melody. Three vertical labels 'STOP' are positioned between the staves, corresponding to rests in the first staff.

Samba Party

Three staves of musical notation in bass clef, 4/4 time, with a key signature of one flat. The notation consists of a series of notes and rests across the three staves.



Backing Tracks



Play along at www.musicmarvelsclub.com/pbone

FOOTBALL RHYTHMS

Can you work out the rhythm of your favourite football team's name?



Man ches-ter U - nit - ed Liv - er - pool! Liv - er - pool!



As well as football teams, can you WORK OUT THE NAME RHYTHM of your favourite player?



Please visit
www.warwickmusic.com
to buy the full version of
Music Marvels in print or
digital editions